















## Bolt Hole Castor with 125mm grey rubber wheel

### 125-310-R

This 125mm light duty pressed steel swivel castor with 10mm bolt hole fitting and a grey rubber wheel is suitable for a wide variety of light duty applications. These bolt hole castors can be teamed up with tubular expanders for easy attachment into hollow tubular legs.



### Technical Specifications

	Bearing Type	Plain
	Bolt Hole Size (mm)	10
	Colour	No
	Load Capacity (kg)	80
	Max Load Capacity of 4 Castors	240
	Product Type	Bolt Hole Castors
	Swivel Radius	98
	Thread Material	No
	Total Castor Height	150
	Tread Width (mm)	24
	Wheel Centre	Black Polypropylene
	Wheel Colour	Grey
	Wheel Diameter(mm)	125
	Wheel Material	Grey Rubber

### Dimensions

