





















Heavy Duty Castors Directional Lock - 200mm Polyurethane Castor Wheel 200-5000-SUB/D

Directional Lock added to our 200mm polyurethane castors. Directional lock is a way of making a swivel castor into a fixed castor temporarily - by locking the swivel head but not the wheel which means castor moves in one direction. Directional lock castors are great for cornering or pivoting. Can be added to just one trolley wheel - usually front left of the trolley if left cornering or front right if right cornering.



Technical Specifications

	Bearing Type	Ball Journal
	Colour	No
	Hardness of Tread	92 shore A
	Load Capacity (kg)	800
	Max Load Capacity of 4 Castors	2400
	Plate Dimension Length (mm)	140
	Plate Dimension Width (mm)	110
	Plate Hole Centres Length (mm)	105
	Plate Hole Centres Width (mm)	80/75
	Plate Hole Diameter	10
	Product Type	Top Plate Castors
	Swivel Radius	160
	Temperature Range	-40 min to +60 max
	Thread Material	No
	Total Castor Height	240
	Tread Width (mm)	50
	Wheel Centre	Cast Iron
	Wheel Colour	Yellow
	Wheel Diameter(mm)	200
	Wheel Material	Polyurethane

Dimensions

